

# 2XU COMPRESSION SIZE CHARTS

## SIZING NOTES

Not all sizes are available in all styles. Please check the individual styles for more information on sizes available. In the Men's Shorts, the sizes ST, MT and LT are not applicable. Simply choose the relevant normal size i.e. Replace L for LT.

As with all size charts these measurements are provided as a guide only. When your measurements are close to a borderline or you wish to wear your tights for recovery purposes it is recommended that you choose a smaller fit.

For compression socks and calf guard sizing please first refer to the calf measurement table. If you are unfamiliar with your calf measurement the shoe size table can also be used as a guide.

## MEN'S TIGHTS AND SHORTS

		WEIGHT KG																HEIGHT FT				
		40	45	50	55	60	65	70	75	80	85	90	95	100	105	110	115	120	125			
HEIGHT CM	150	XXS	XS	XS	S	S	M	M	L	L	L	XL	XL	XL	XXL	XXL	XXL			4'11"		
	155	XXS	XXS	XS	S	S	M	M	M	L	L	L	XL	XL	XL	XXL	XXL	XXL		5'1"		
	160	XXS	XXS	XS	XS	S	S	M	M	M	L	L	L	XL	XL	XL	XXL	XXL	XXL	5'3"		
	165	XXS	XXS	XS	XS	S	S	S	M	M	M	L	L	L	XL	XL	XXL	XXL	XXL	5'5"		
	170		XXS	XS	XS	S	S	S	M	M	M	L	L	L	XL	XL	XXL	XXL	XXL	5'7"		
	175			XS	XS	S	S	S	M	M	M	L	L	L	XL	XL	XXL	XXL	XXL	5'9"		
	180				XS	S	S	S	M	M	M	L	L	L	XL	XL	XL	XXL	XXL	5'11"		
	185						ST	ST	ST	MT	MT	MT	LT	LT	LT	XL	XL	XL	XXL	XXL	6'1"	
	190							ST	ST	MT	MT	MT	LT	LT	LT	LT					6'3"	
	195								ST	MT	MT	MT	MT	LT	LT	LT					6'5"	
200													LT	LT	LT					6'7"		
		WEIGHT LB																				
		88	99	110	120	130	144	155	165	175	188	200	210	220	230	242	255	268	280			

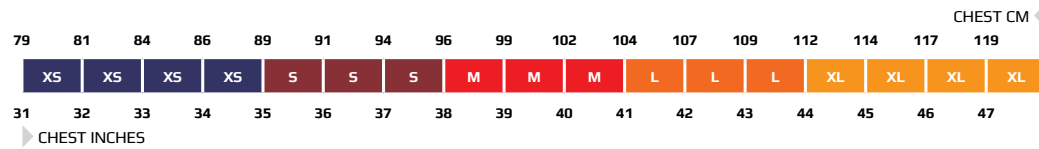
## WOMEN'S TIGHTS AND SHORTS

		WEIGHT KG																HEIGHT FT		
		30	35	40	45	50	55	60	65	70	75	80	85	90	95	100	105	110		
HEIGHT CM	145	XXS																	4'9"	
	150	XXS	XXS	XS	S	S	M	M	L	L	XL	XL	XL						4'11"	
	155	XXS	XXS	XS	XS	S	M	M	L	L	L	XL	XL	XL	XXL	XXL	XXL		5'1"	
	160	XXS	XXS	XS	XS	S	S	M	M	L	L	L	XL	XL	XL	XXL	XXL	XXL	5'3"	
	165			XS	XS	S	S	M	M	M	L	L	L	XL	XL	XL	XXL	XXL	5'5"	
	170				XS	S	S	M	M	M	L	L	L	XL	XL	XL	XXL	XXL	5'7"	
	175					S	S	M	M	M	L	L	L	XL	XL	XL	XXL	XXL	5'9"	
	180						S	M	M	M	L	L	L	XL	XL	XL	XXL	XXL	5'11"	
185									M	L	L	L	XL	XL	XL	XXL	XXL	6'1"		
		WEIGHT LB																		
		66	77	88	99	110	120	130	144	155	165	175	188	200	210	220	230	242		

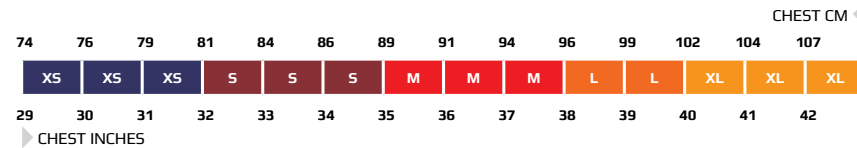
**2XU**  
COMPRESSION

# 2XU COMPRESSION SIZE CHARTS

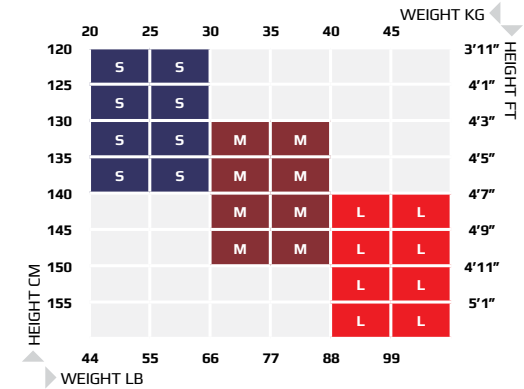
## MEN'S TOPS



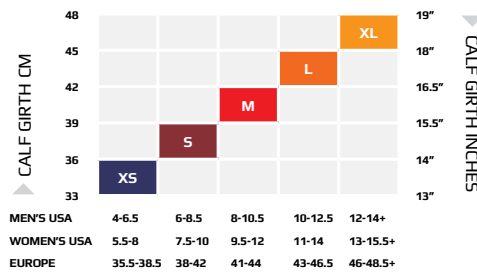
## WOMEN'S TOPS



## YOUTH TIGHTS + SHORTS

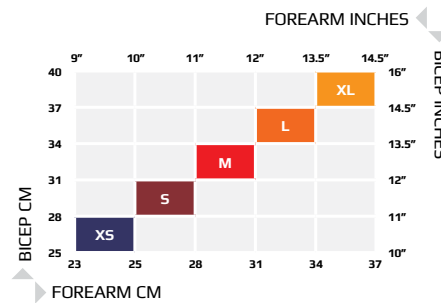


## COMPRESSION SOCK CALF GUARDS CALF SLEEVES



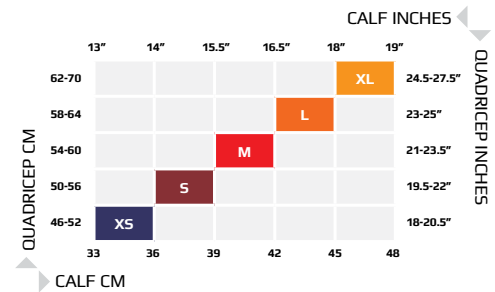
Note: When considering your appropriate size for compression socks please size as per your calf girth. Shoe sizes are given to help you gain an idea of your size should you not know your calf girth or if you need additional information.

## COMPRESSION ARM SLEEVES



Note: Measurements for the arm sleeves are to be taken in a relaxed state at the largest girth of the bicep and the forearm. If your measurements of two different points for a garment do not correlate for one particular size, first try the size recommended by your forearm measurement.

## COMPRESSION LEGGINGS



Note: The measurements for the compression leggings are to be taken at the mid point of the quad and at the largest girth of the calf muscle. If your measurements of two different points for a garment do not correlate for one particular size, first try the size recommended by your calf measurement.

**2XU**  
COMPRESSION